



27 January 2022

Conflict-related civilian casualties in Ukraine¹

December 2021

From 1 to 31 December 2021, Office of the UN High Commissioner for Human Rights (OHCHR) recorded six civilian casualties: one killed (a woman) and five injured (all men). One man was injured by light weapons fire in territory controlled by the self-proclaimed 'Donetsk people's republic', one man was injured by an anti-personnel mine in Government-controlled part of Donetsk region, one woman was killed and two men were injured as a result of ERW handling² in Government-controlled part of Donetsk region, and one man was injured as a result of ERW handling in territory controlled by the self-proclaimed 'Luhansk people's republic'.

November 2021

From 1 to 30 November 2021, OHCHR recorded four civilian casualties (all injured): two men and two women. All of them were caused by active hostilities (shelling and SALW³ fire): one in territory controlled by the self-proclaimed 'Donetsk people's republic', one in territory controlled by the self-proclaimed 'Luhansk people's republic', one in Government-controlled part of Donetsk region, and one in Government-controlled part of Luhansk region.

October 2021

From 1 to 31 October 2021, OHCHR recorded eight civilian casualties: two killed (both men) and six injured (four men, one woman and one girl). All of them but one⁴ were caused by active hostilities (shelling, SALW fire and explosive devices dropped from UAVs⁵), all in territory controlled by the self-proclaimed 'Donetsk people's republic'.

Total civilian casualties in 2021

The total number of civilian casualties recorded by OHCHR in 2021 has totaled 110: 25 killed (16 men, two women, three boys, one girl and three adults whose sex is not yet known) and 85 injured (56 men, 21 women, six boys and two girls), a 26.2 per cent decrease compared with 2020 (149: 26 killed and 123 injured), and the lowest annual civilian casualties for the entire conflict period.

¹ OHCHR documents civilian casualties by consulting a broad range of sources and types of information, which are evaluated for credibility and reliability. This update is based on information that the UN Human Rights Monitoring Mission in Ukraine (HRMMU) collected through interviews with victims and their relatives; witnesses; analysis of corroborating material confidentially shared with HRMMU; official records; open-source documents, photo and video materials; forensic records and reports; criminal investigation materials; court documents; public reports of the OSCE Special Monitoring Mission to Ukraine; reports by international and national non-governmental organisations; public reports by law enforcement and military actors; data from medical facilities and local authorities; and other relevant and credible material. In some instances, corroboration may take weeks or months before conclusions can be drawn. This may mean that conclusions on civilian casualties may be revised as more information becomes available and numbers may change as new information emerges over time.

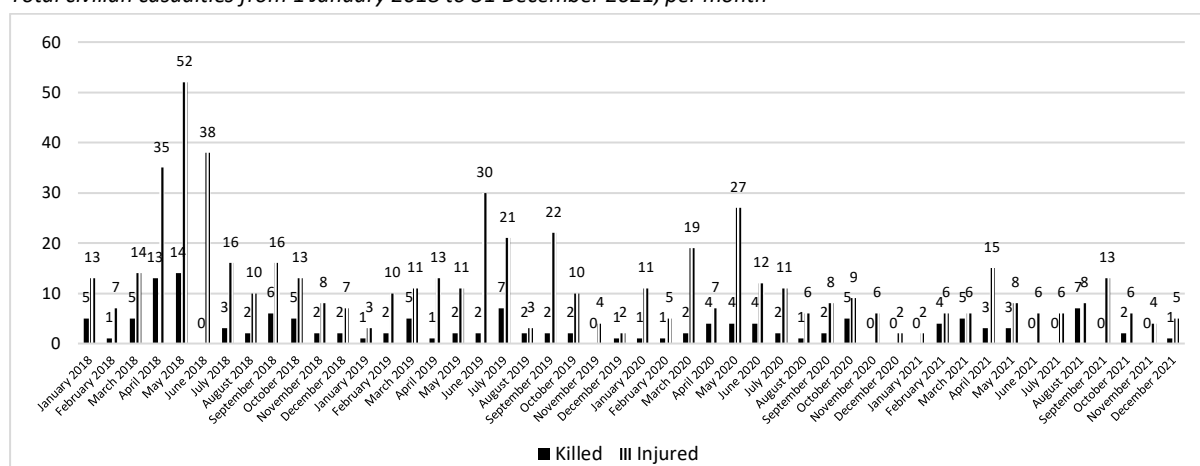
² Victims of ERW handling manipulate with an ERW (explosive remnants of war) for a certain period of time and take additional efforts to make it detonate (for instance, by trying to dismantle it), or were near those, who manipulated an ERW.

³ Small arms and light weapons.

⁴ OHCHR recorded death of a man in Government-controlled part of Donetsk region, but has not yet corroborated the type of incident in which the man was killed.

⁵ Unmanned aerial vehicles.

Total civilian casualties from 1 January 2018 to 31 December 2021, per month



Total civilian casualties in 2020 and 2021, per type of weapon/incident

| 2020 | Killed | Injured | Total | Per cent | 2021 | Killed | Injured | Total | Per cent |
|--------------------|-----------|------------|------------|--------------|--------------------|-----------|-----------|------------|--------------|
| Active hostilities | 8 | 62 | 70 | 47.0 | Active hostilities | 7 | 37 | 44 | 40.0 |
| Mines and ERW | 17 | 59 | 76 | 51.0 | Mines and ERW | 12 | 46 | 58 | 52.7 |
| Other | 1 | 2 | 3 | 2.0 | Other | 6 | 2 | 8 | 7.3 |
| Total | 26 | 123 | 149 | 100.0 | Total | 25 | 85 | 110 | 100.0 |

Civilian casualties resulting from active hostilities in 2021

From 1 January to 31 December 2021, OHCHR recorded 44 civilian casualties caused by active hostilities (shelling, SALW fire and explosive devices dropped from UAVs): seven killed (six men and one woman) and 37 injured (25 men, nine women, two boys and one girl), a 37.1 per cent decrease compared with 2020 (eight killed and 62 injured).

Civilian casualties caused by active hostilities, from 27 July 2019 to 31 December 2021, per month



Civilian casualties caused by active hostilities in 2018-2021, per territory

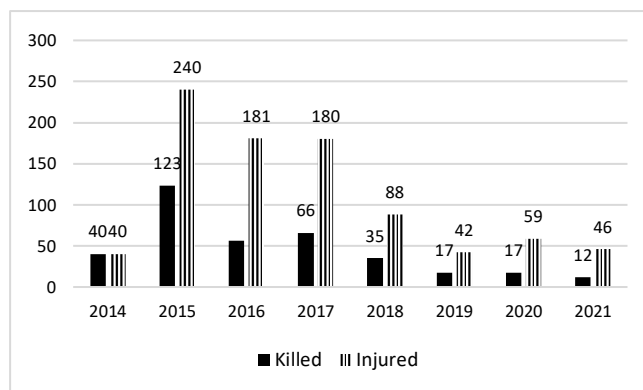
| | In territory controlled by the self-proclaimed 'republics' | In Government-controlled territory | In 'no man's land' | Total | Decrease compared with previous year, per cent |
|-----------------|--|------------------------------------|--------------------|--------------|--|
| 2018 | 128 | 27 | 7 | 162 | 41.9 |
| 2019 | 85 | 18 | 2 | 105 | 35.2 |
| 2020 | 61 | 9 | 0 | 70 | 33.3 |
| 2021 | 36 | 8 | 0 | 44 | 37.1 |
| Total | 310 | 62 | 9 | 381 | |
| Per cent | 81.4 | 16.3 | 2.3 | 100.0 | |

Civilian casualties resulting from mine-related incidents and ERW handling

From 1 January to 31 December 2021, civilian casualties resulting from mine-related incidents⁶ and ERW handling comprised 58: 12 killed (seven men, one woman, three boys and one girl) and 46 injured (31 men, ten women, four boys and one girl). This is a 23.7 per cent decrease compared with the same period of 2020, when 76 such casualties were recorded (17 killed and 59 injured).

In total, from 14 April 2014 to 31 December 2021, OHCHR recorded 1,242 civilian casualties caused by mine-related incidents, ERW handling and explosions of military depots: 366 killed (251 men, 69 women, two adults whose sex is yet unknown, 42 boys and two girls) and 876 injured (495 men, 193 women, 39 adults whose sex is yet unknown, 122 boys and 27 girls).

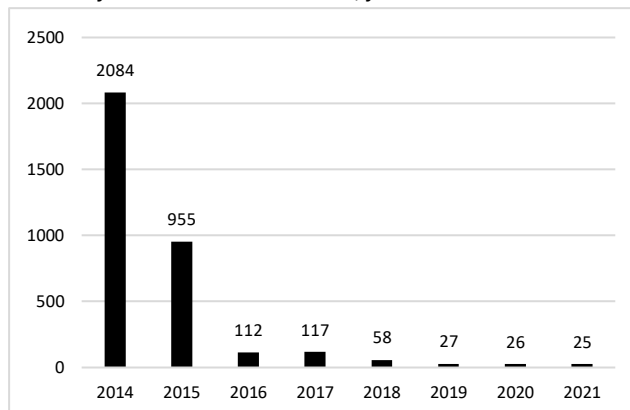
Civilian casualties caused by mine-related incidents, ERW handling and explosions of military depots, 2014-2021



Total conflict-related civilian casualties in 2014-2021

During the entire conflict period, from 14 April 2014 to 31 December 2021, OHCHR recorded a total of 3,106 conflict-related civilian deaths (1,852 men, 1,072 women, 102 boys, 50 girls, and 30 adults whose sex is unknown). Taking into account the 298 deaths on board Malaysian Airlines flight MH17 on 17 July 2014, the total death toll of the conflict on civilians has reached at least 3,404. The number of injured civilians is estimated to exceed 7,000.

Total conflict-related civilian deaths, from 2014 to 2021



Total conflict-related casualties in Ukraine in 2014-2021⁷

OHCHR estimates the total number of conflict-related casualties in Ukraine from 14 April 2014 to 31 December 2021 to be 51,000–54,000⁸: 14,200–14,400 killed (at least 3,404 civilians, estimated 4,400 Ukrainian forces⁹, and estimated 6,500 members of armed groups¹⁰), and 37–39,000 injured (7,000–9,000 civilians, 13,800–14,200 Ukrainian forces¹¹ and 15,800–16,200 members of armed groups¹²).

⁶ Incidents in which civilians were killed or injured by mines (antipersonnel or anti-vehicle) or explosive devices triggered in the same way, such as booby traps, or by ERW that are inadvertently detonated by unsuspecting civilians.

⁷ While civilians have been the major focus of conflict-related casualty recording by OHCHR in Ukraine, OHCHR also collects reports and data on casualties among combatants (both citizens of Ukraine and nationals of other countries) to prevent inclusion of combatants into civilian casualty statistics, and to estimate the total death toll of the conflict.

⁸ The increase in figures in the current estimate compared with those released by OHCHR earlier is mainly due to processed data on casualties among combatants, including non-combat ones, which occurred before 2021, mostly in 2014–2018.

⁹ Including deaths resulting from imprudent handling of ammunition or weapons, road incidents, diseases, killings and suicides while on service in the conflict zone.

¹⁰ Including deaths resulting from imprudent handling of ammunition or weapons, road incidents, diseases, killings and suicides while on service in the conflict zone.

¹¹ Including non-combat injuries and traumas while on service in the conflict zone.

¹² Including non-combat injuries and traumas while on service in the conflict zone.